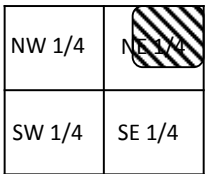

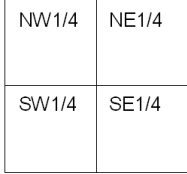
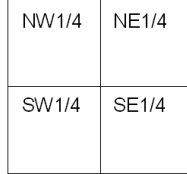
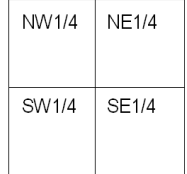


PRODUCER NAME:

MAILING ADDRESS:

Please provide information for four **SOYBEAN** fields on your farm in **2016**. If you have questions, contact Mike Staton (Phone: 269-673-0370 ext. 2562/ e-mail: staton@msu.edu). Please note that all of the information you provide will be kept **confidential!** **An EXAMPLE is shown in the first column.**

| | EXAMPLE: | 2016 Soybean | 2016 Soybean | 2016 Soybean | 2016 Soybean |
|--|--|---|---|---|---|
| Specify field location by Section: Township: Range. → | NE ¼ 25 : 20N : 26W | : : NW1/4 NE1/4 SW1/4 SE1/4 | : : NW1/4 NE1/4 SW1/4 SE1/4 | : : NW1/4 NE1/4 SW1/4 SE1/4 | : : NW1/4 NE1/4 SW1/4 SE1/4 |
| Please sketch-in the boundaries of your field location within the Section → |  |  |  |  |  |
| This information is needed to identify soils and weather! | | | | | |
| OR GPS coordinates of field center: OR County & field location relative to Rd Intersection: | 41.678, -100.257 Saunders Co, SW of Rd 11 & N | | | | |
| Dryland? OR Pivot, Gravity? Indicate field size (acres) | Dryland (90 ac) | | | | |
| Does this field have drainage? (no, old clay tile, new systematic tile, surface drainage, other) | No | | | | |
| Total Inches of Irrigation Applied to crop? | (ignore if dryland) | | | | |
| AVERAGE SOYBEAN YIELD (bushels/acre) for this FIELD: | 55 | | | | |
| Lowest/Highest Yield (bu/ac) of all your fields that year *Use Irrigated fields yield range if this crop was Irrigated: *Use Dryland fields yield range if this crop was Dryland: | Low: 40 High: 62 | Low: High: | Low: High: | Low: High: | Low: High: |
| Planting Date in this FIELD (Month/Day/Year): | 5/10/2015 | | | | |
| Variety Name (Brand & Number): | Pioneer P93M11 | | | | |
| Seeding Rate (seeds/ac): | 125,000 | | | | |
| Row spacing (inches): | 30 | | | | |
| Seed Treated (Yes/No)? What Brand Name Product(s)? | Yes (Cruiser-Max) | | | | |
| Prior Crop in this FIELD? Residue harvested or grazed? | Corn - Grazed | | | | |
| Tillage after prior crop? No-Till (NT); Ridge (RT); Strip (ST); Disk (D); Chisel (C); Vertical (V) – Indicate timing (month-year) | ST (March-2015) | | | | |
| Any (non-starter) fertilizer after prior crop? Specify rate (pounds NUTRIENT/ac) and timing (month-year) | P₂O₅: 70 K₂O: 30 Other: S (11 lbs) Time: March-2015 | P₂O₅: K₂O: | P₂O₅: K₂O: | P₂O₅: K₂O: | P₂O₅: K₂O: |
| Any STARTER fertilizer (Yes/No)? If Yes, specify nutrients | Yes (N, P, Zn) | | | | |
| Any Lime (L) or Manure (M)? If yes, specify timing (mm-yy) | Lime (April-2015) | | | | |
| PRE- or POST-emergence herbicide program or BOTH? | Both | | | | |
| Any in-season foliar fungicide (F) / insecticide (I)? | F and I | | | | |
| Soy Cyst Nematodes (Yes/No/I don't know)? | No | | | | |
| Iron Deficiency Chlorosis (Yes/No)? | No | | | | |
| Any significant yield loss due to Insects, Diseases, Weeds, Frost, Hail, Flood, Lodging? Specify problem | Sudden death Hail (July-2015) | | | | |

